
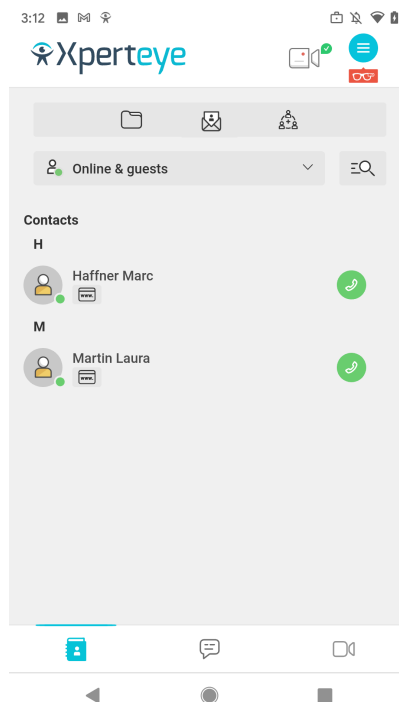



Enable Confidential mode

The Confidential  mode will increase your security. When the Confidential mode is activated, you cannot download the media used in the Board during the call.

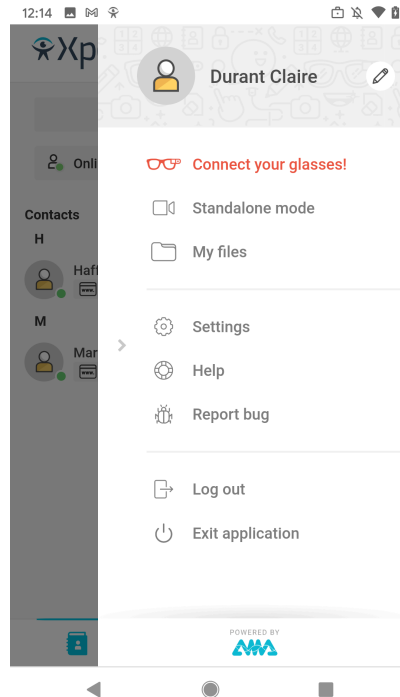
Prerequisites: Make sure that you are logged in to XpertEye. When you enable the Confidential mode on your XpertEye Advanced solution, any media saved on your smartphone will be deleted. Remember to save them to another device if you do not want this content to be lost.

1. Select  **MENU** from the XpertEye main screen.

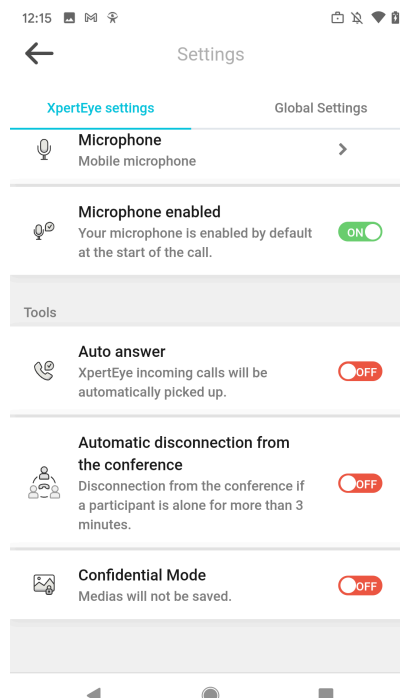


2. Press **Settings**  and go to the **XpertEye Settings**.

Enable Confidential mode



3. In the Tools section, you can enable or disable the Confidential mode  by toggling the **ON** icon.



4. When you enable this mode, a message is displayed, informing you that all media content saved on your smartphone will be deleted. If you wish to proceed, press **ENABLE**, if not press **CANCEL**.

Enable Confidential mode

Note:

- You cannot enable or disable the Confidential mode during a call.
- If you wish to enable the Confidential mode on your contact device, this should be done before making the call.
- If you wish to enable the Confidential mode for a guest, check the dedicated box before sending the invitation.