

# Make a conference call

Create a Conference with multiple online contacts in your XpertEye contact list.

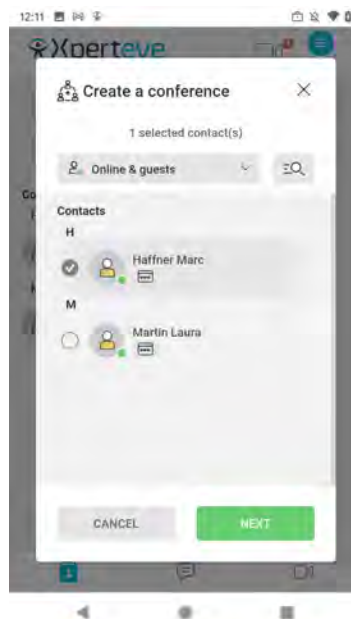
## Prerequisites:

- Make sure that you are connected to the Internet and logged in to XpertEye.
- Check if you are on the same region.

1. Press the  icon.



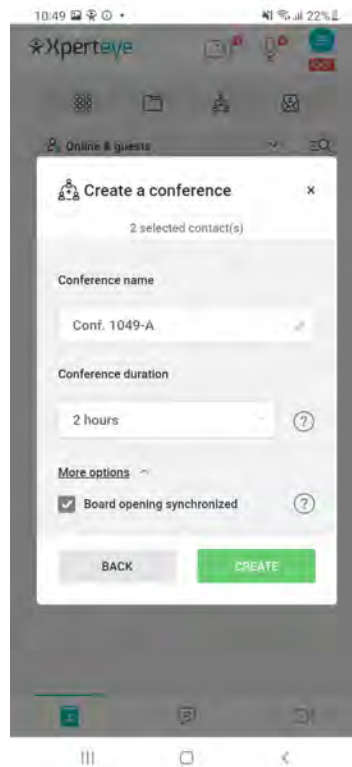
2. Select one or several contacts that you want to add.
3. Then press **NEXT**.



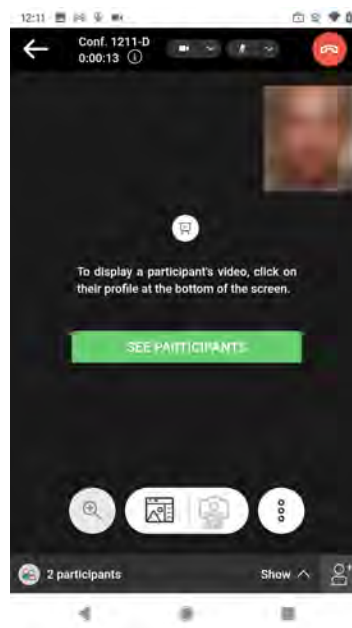
4. Give a name to the conference.

# Make a conference call


5. Set the duration setting.
6. If you wish to deactivate the Board synchro, click on **More options**, then untick the **Board opening synchronized** box.
7. Then press **CREATE**.

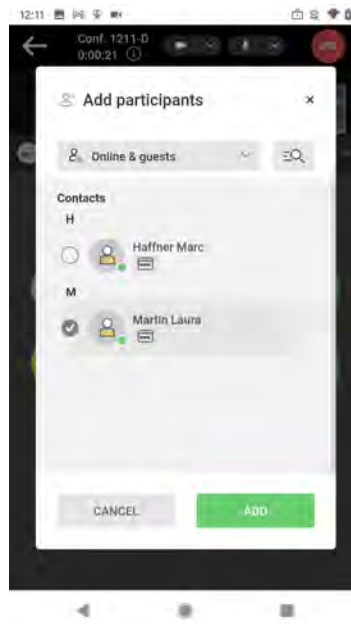


The conference begins automatically.

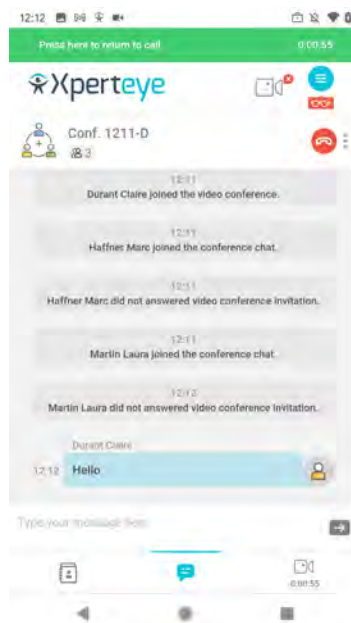


# Make a conference call

8. Press the  icon to add contacts.



9. Select the contact that you want to add.  
10. Then press **Add**.



**Note:** Any participant can add another XpertEye user.

11. At the end of a call hang up using the  icon.